



City of Yuba City

Treasurer's Quarterly Investment Report

AS PRESCRIBED BY CALIFORNIA GOVERNMENT CODE SECTION 53646

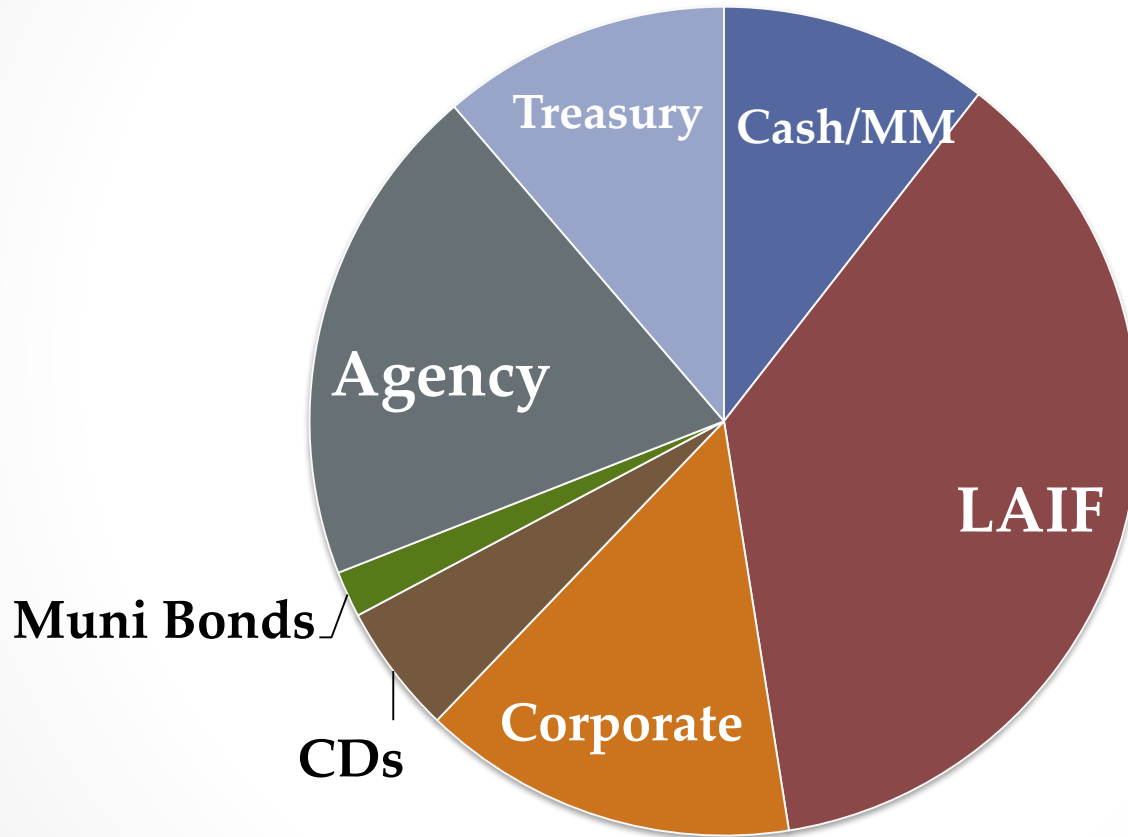
June 30, 2017



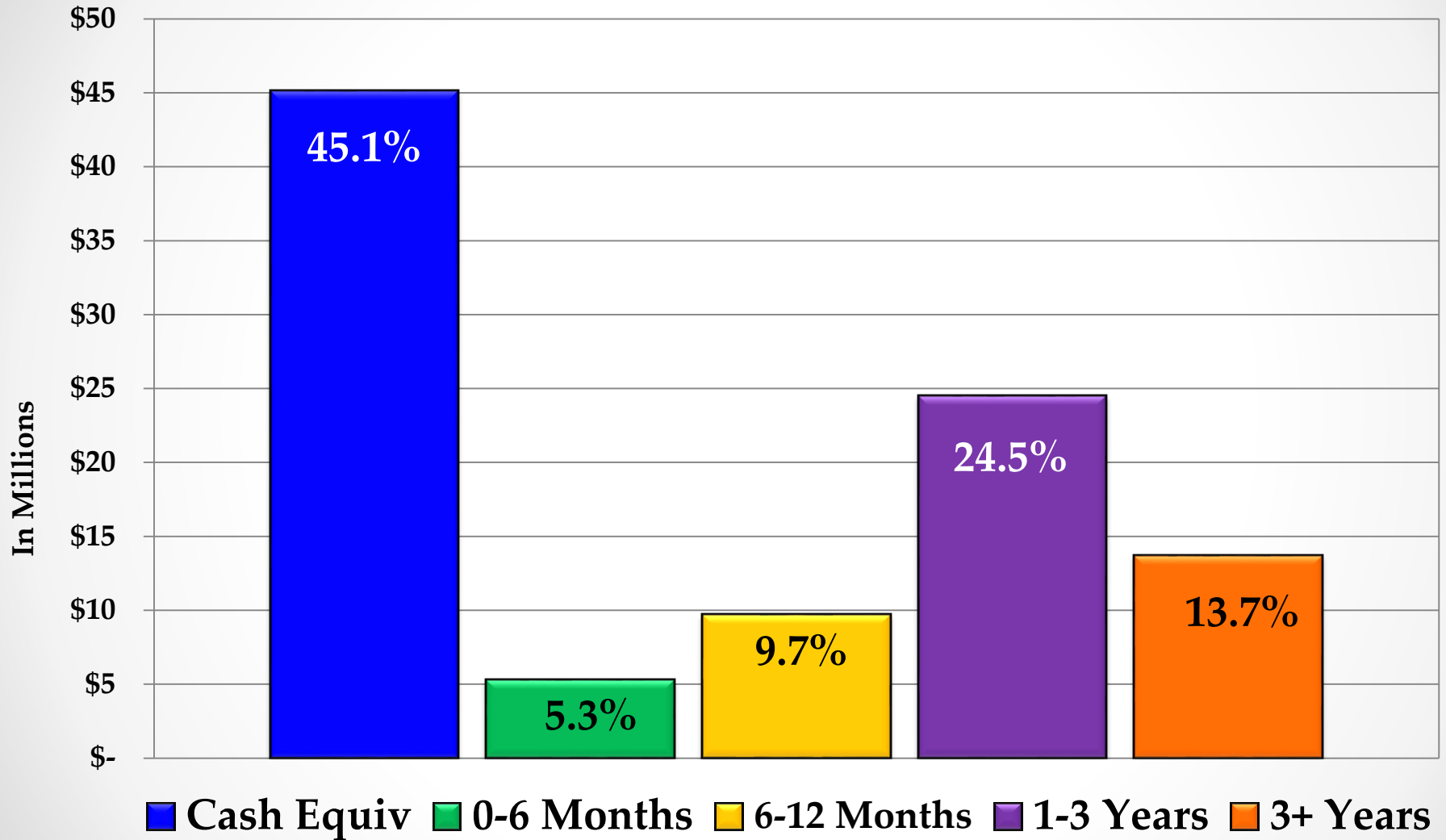
4th Quarter Portfolio Value

- Market Value: \$104.3 million
 - \$98.1 million City-Held
 - \$6.2 million Trustee Held (Various Bond Issues)
- \$4.3 MM net increase from last quarter
 - 2nd Installment of Property Tax and District Levies, \$9.0 million
 - Payroll, \$9.6 million (June had three pay days)
 - SBFCA spent \$8.7 million on projects
 - Sales tax receipts, \$3.0 million
 - Paid debt service, \$2.0 million, received CREB bond proceeds, \$5.3 million
- 12 investments matured or sold/9 purchased
 - Avg. yield, sold = 1.125%
 - Avg. yield, purchased = 1.664%

City-Held Composition

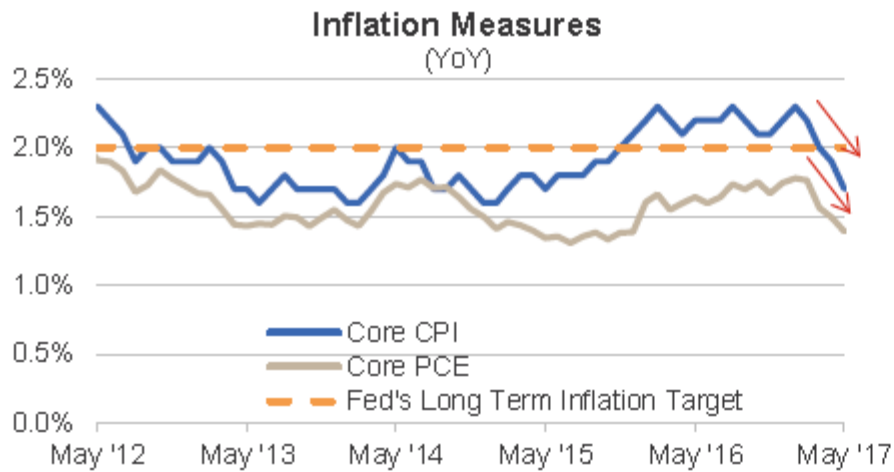


City Held Investment Portfolio Maturity Distribution



Questions?

Inflation Trend Reverses



Source: Bloomberg, as of 6/30/17. Post-election period is 11/08/16-1/20/17, post-inauguration period is 1/20/17-6/30/17.