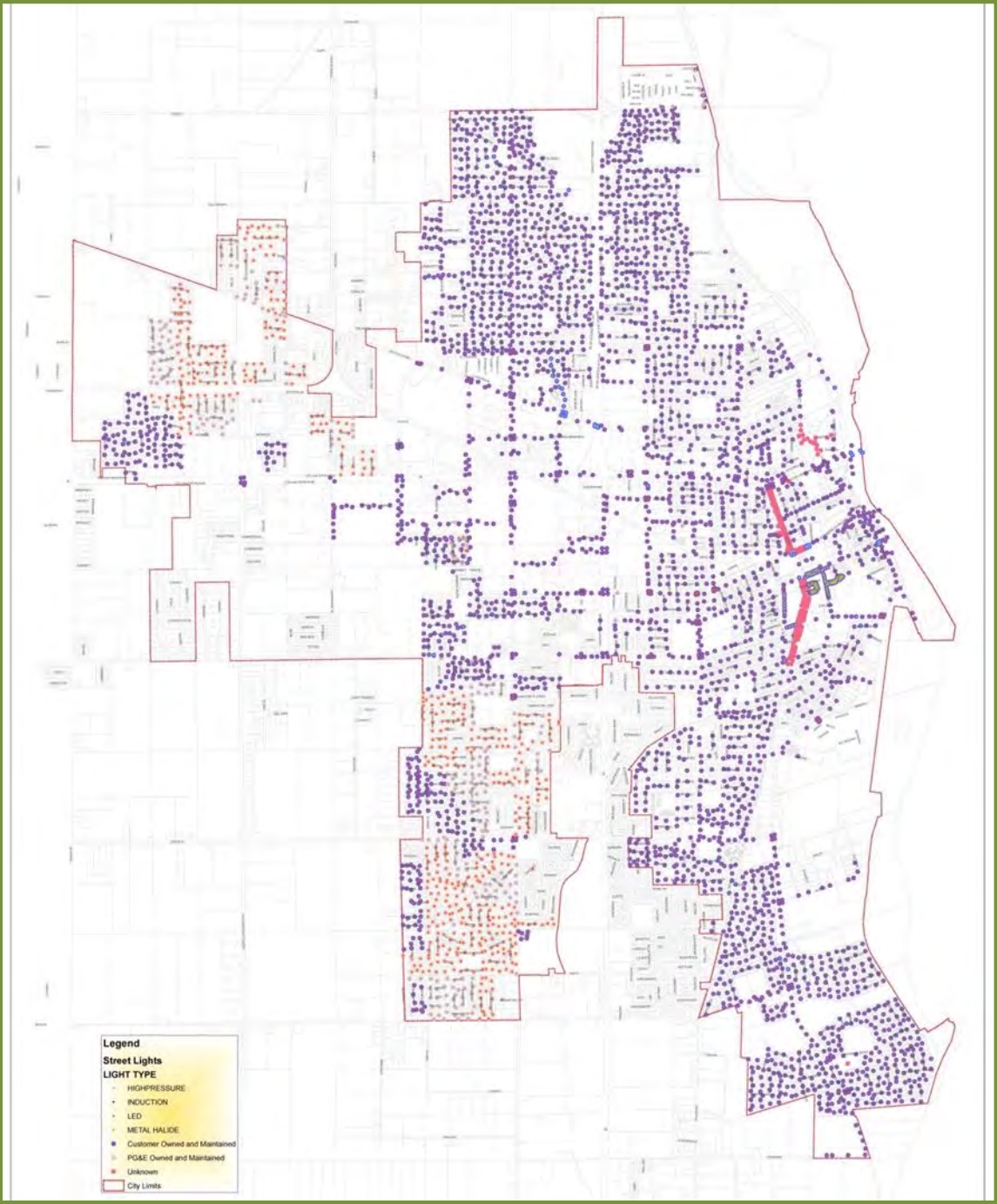


Yuba City Residential Street Light Maintenance Districts (Walton Area and Tierra Buena Area)

August 21, 2018

Benjamin Moody, Deputy Public Works Director – Engineering





Yuba City Lighting & Landscape Maintenance Districts

<u>District</u>	<u>Revenue</u>	<u>Expenditures</u>	<u>Projected Reserve Fund Balance as of 7/1/19*</u>
Walton Area	\$54,600	\$57,974	\$16,048
Tierra Buena Area	\$47,894	\$45,639	\$89,944

*The Projected Reserve Fund Balance is the total of the Capital Replacement Reserve plus the Operating Reserve.



WALTON RESIDENTIAL STREET LIGHT DISTRICT

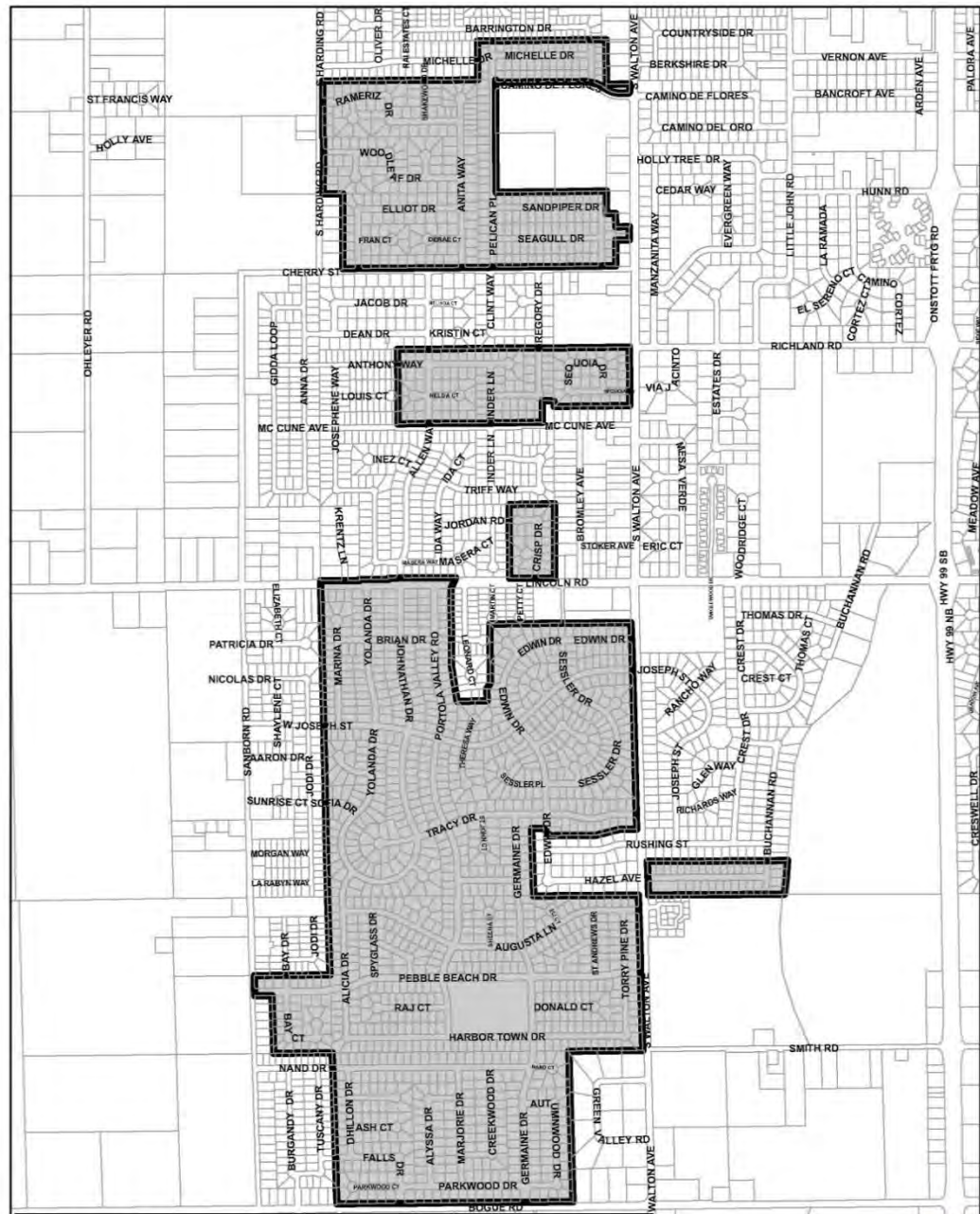
Affected Subdivision	Proposed Assessment (per single unit - \$)	Change From Previous Year (\$)	Maximum Levy Allowed (\$)
Bogue Ranch	\$24.99	\$5.77	\$37.00
Bogue Ranch II	\$40.11	\$9.26	\$59.40
Cypress	\$28.18	\$6.50	\$41.74
Hampton Estates I	\$30.78	\$7.10	\$45.58
Hampton Estates II	\$28.23	\$6.51	\$41.80
Kushlia Village	\$41.87	\$9.66	\$62.00
Lincoln Park II	\$35.49	\$8.19	\$52.56
Lincoln Pointe	\$34.77	\$8.02	\$51.48
Lincoln Village I	\$41.49	\$9.57	\$61.44
Lincoln Village II	\$34.29	\$7.91	\$50.78
Meadowood I	\$49.37	\$11.39	\$73.12
Meadowood II	\$75.55	\$17.44	\$111.88
Orchard II	\$42.49	\$9.81	\$62.92
Orchard III	\$23.37	\$5.39	\$34.60
Ravenwood I	\$36.51	\$8.42	\$54.06
Ravenwood II	\$23.22	\$5.36	\$67.28
Ravenwood III	\$27.28	\$6.30	\$40.40
Sanborn Estates	\$42.93	\$9.91	\$63.58
Sandpiper I, II, III	\$31.28	\$7.22	\$46.32
Sun Valley II	\$34.77	\$8.02	\$51.48
Sunrise Village	\$39.54	\$9.13	\$58.56
W Ranch Meadowood	\$45.29	\$10.45	\$67.06
Walton Park Estates	\$25.66	\$5.92	\$38.00
Walton Ranch	\$40.56	\$9.36	\$60.06
Woodside Village II	\$45.62	\$10.53	\$67.56



TIERRA BUENA RESIDENTIAL STREET LIGHT DISTRICT

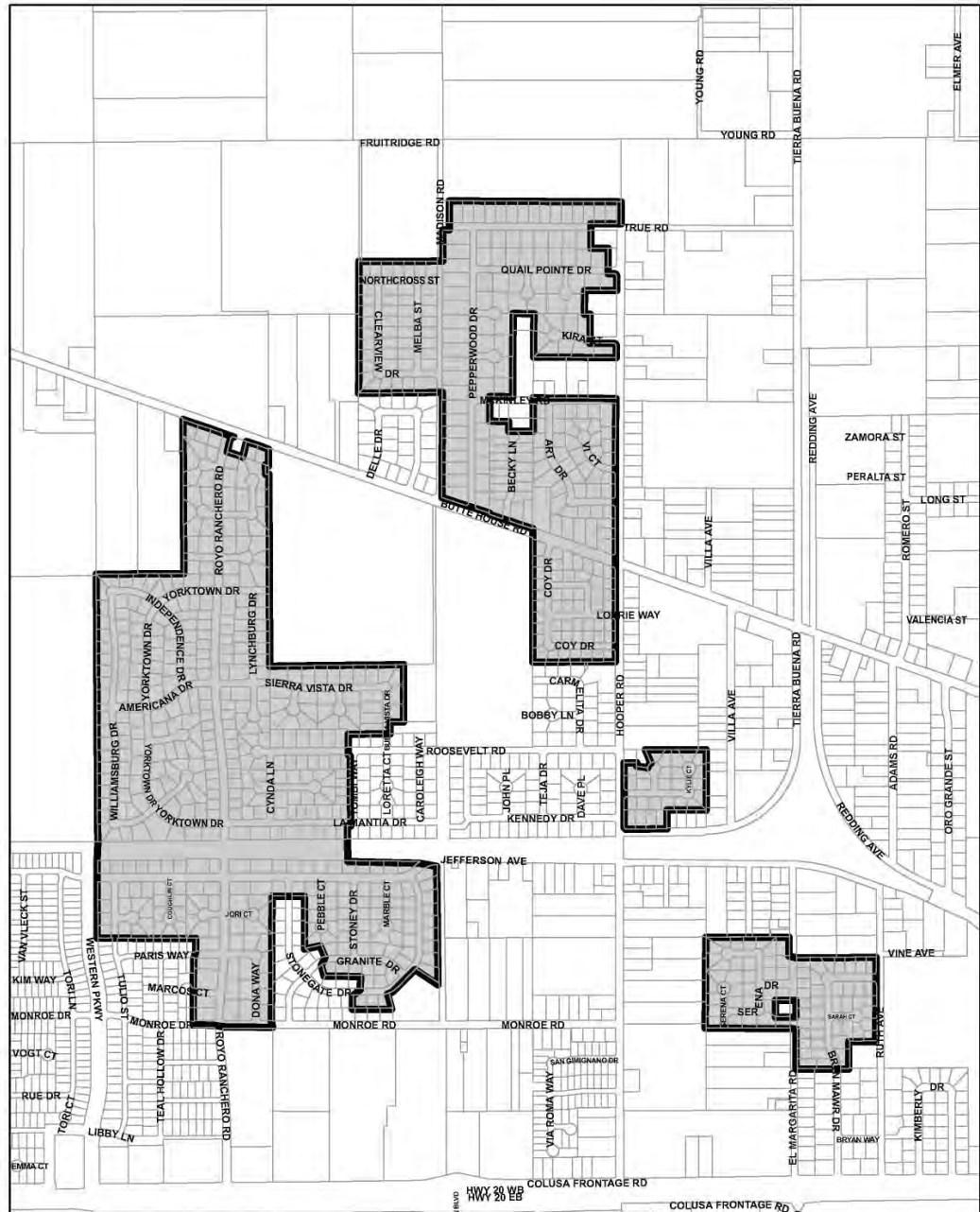
Affected Subdivision	Proposed Assessment (per single unit - \$)	Change From Previous Year (\$)	Maximum Levy Allowed (\$)
Bryn Mawr Estates III	\$55.25	(\$3.12)	\$61.22
Bryn Mawr Estates IV	\$59.13	(\$3.34)	\$65.52
Buena Vista I	\$32.53	(\$1.84)	\$36.04
Buena Vista II	\$75.72	(\$4.28)	\$83.90
Butte Rancho	\$60.81	(\$3.44)	\$67.38
Butte View Estates	\$80.41	(\$4.54)	\$89.10
Country Aire	\$70.14	(\$3.96)	\$77.72
Kira Estates	\$72.27	(\$4.08)	\$80.08
Loma Vista	\$74.33	(\$4.20)	\$82.36
Quail Pointe Estates	\$80.77	(\$4.56)	\$89.50
Ranchero II & III	\$98.29	(\$5.55)	\$108.90
Ranchero IV & VI	\$43.81	(\$2.48)	\$48.54
Ranchero Estates I	\$58.17	(\$3.29)	\$64.46
Ranchero Estates V	\$54.20	(\$3.06)	\$60.06
Rancho De Royo I Ph I	\$114.11	(\$6.45)	\$126.44
Rancho De Royo II Ph II	\$59.17	(\$3.34)	\$65.56
Skyview Place	\$73.91	(\$4.18)	\$81.90
Stonegate Village Unit I	\$53.54	(\$3.02)	\$59.32
Stonegate Village Unit I	\$46.84	(\$2.65)	\$51.90
Stonegate Village Unit III	\$37.52	(\$2.12)	\$41.58
Suburban Acres	\$44.22	(\$2.50)	\$49.00
Tara Estates	\$45.90	(\$2.59)	\$50.86
Teja IV	\$64.73	(\$3.66)	\$71.72
Walnut Acres	\$47.22	(\$2.67)	\$52.32





**Yuba City Residential Street Light Maintenance District
Walton Area**





**Yuba City Residential Street Light Maintenance District
Tierra Buena Area**

